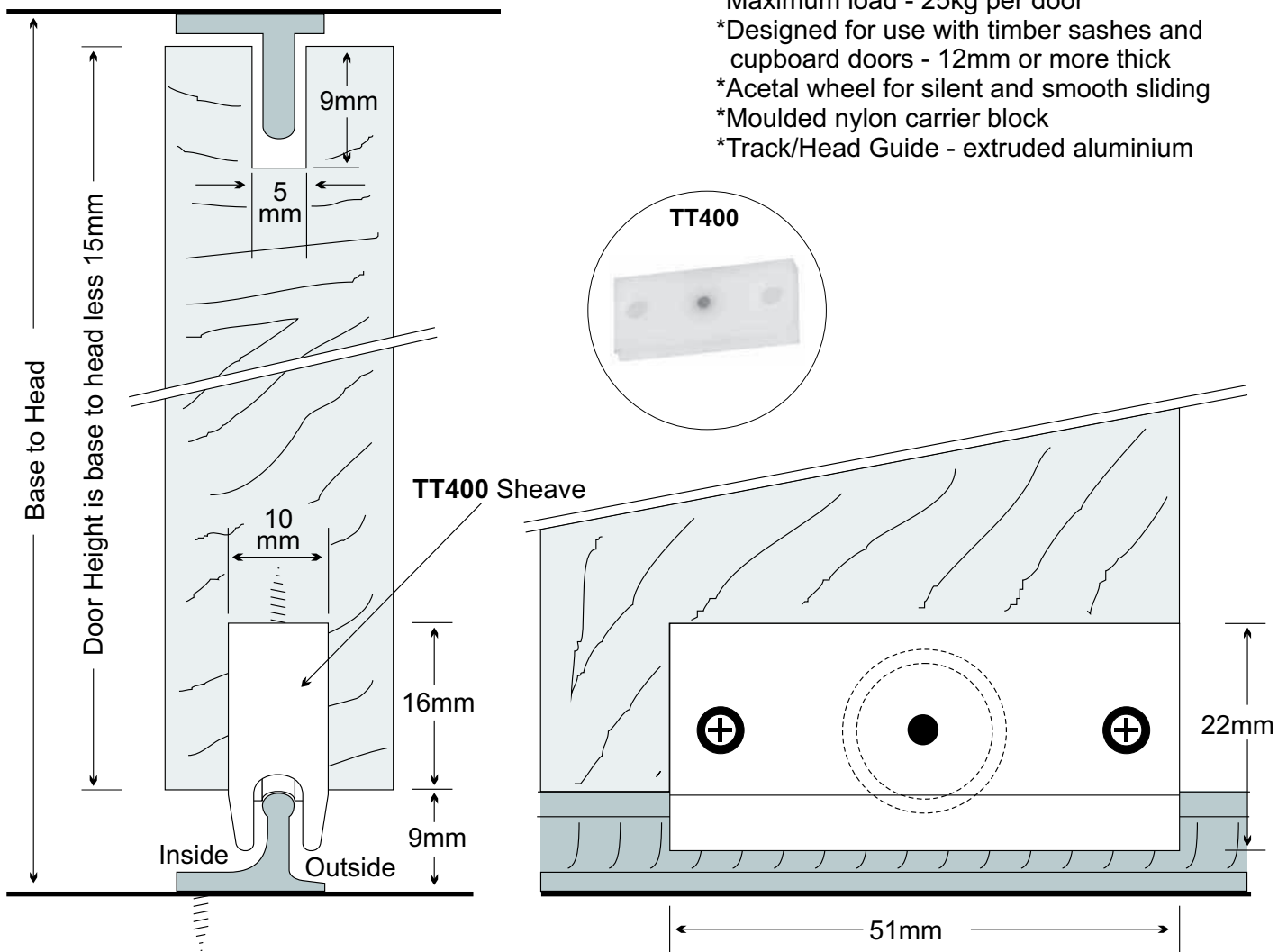


# EASY ROLLER Sliding Door Track System

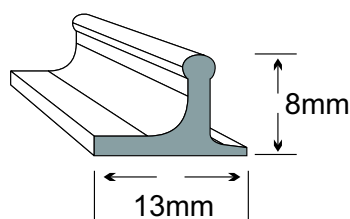
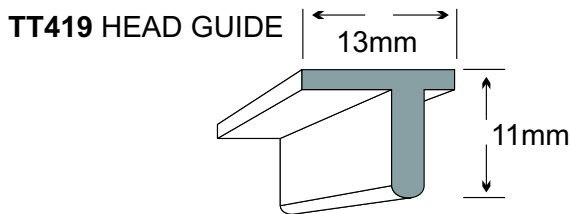
## Cupboard Doors - 25kg Per Door

### FEATURES:

- \*Maximum load - 25kg per door
- \*Designed for use with timber sashes and cupboard doors - 12mm or more thick
- \*Acetal wheel for silent and smooth sliding
- \*Moulded nylon carrier block
- \*Track/Head Guide - extruded aluminium



Where 2 or more doors are required, the door thickness determines the track spacing.



TT416 TRACK

Easy Roller can be fixed from beneath the sheave or can be fitted to a rebated sash with the screws through side of sheave. Calculation of 16mm rebate allows for sheave to operate without having to rebate the full length of the door. That is, wheel sits below the bottom of the door.



TT400	Sheave Block with Nylon Concave Wheel
TT416	Aluminium Track - 2000, 2500, 3000 & 5000mm and 4500mm in Clear Anodised & Bronze Anodised
TT419	Aluminium Headguide - 2000, 2500, 3000 & 5000mm and 4500mm in Clear Anodised & Bronze Anodised